

Application Process FAQs

NOTE: When applying to positions at Amgen you will be required to create an account on our website. In October 2015 we upgraded our computer system and you may be required to create a new account. Your previous passwords prior to this date will no longer function on our new systems.

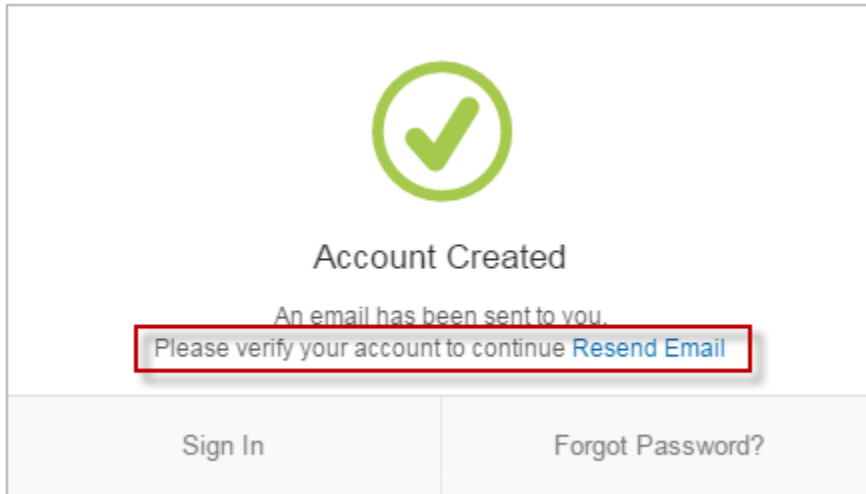
How do I create an account?

1. Access this link to go to the Sign In page – [Amgen Careers Sign In](#)
2. Click the 'Create Account' button at the bottom of the Sign In window.

3. Enter a valid email address and password. ***Your password must be eight characters long, contain at least one special character, one capital letter, and a number.***

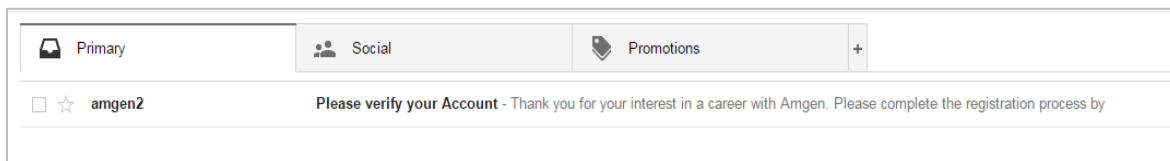
4. Click Create Account.

5. Verify your account. Once the account is created, our system requires that you complete your account verification.

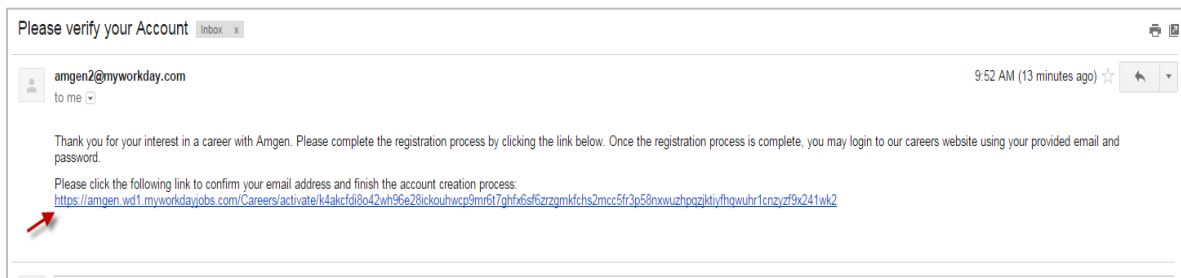


To complete this process:

- a. Locate the email that was delivered to you. *Please also check your **spam/junk folder** if you do not find the email in your inbox.*

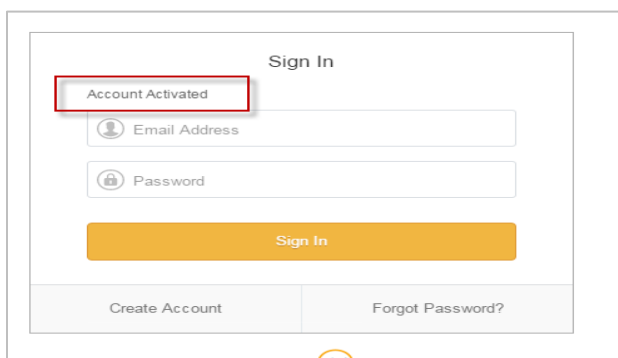


- b. Click the link to verify your account. *Please note this link expires in **24 hours**.*



Helpful Tip: If the link does not work within the 24 hour window, copy and paste the full link address into your browser's address bar.

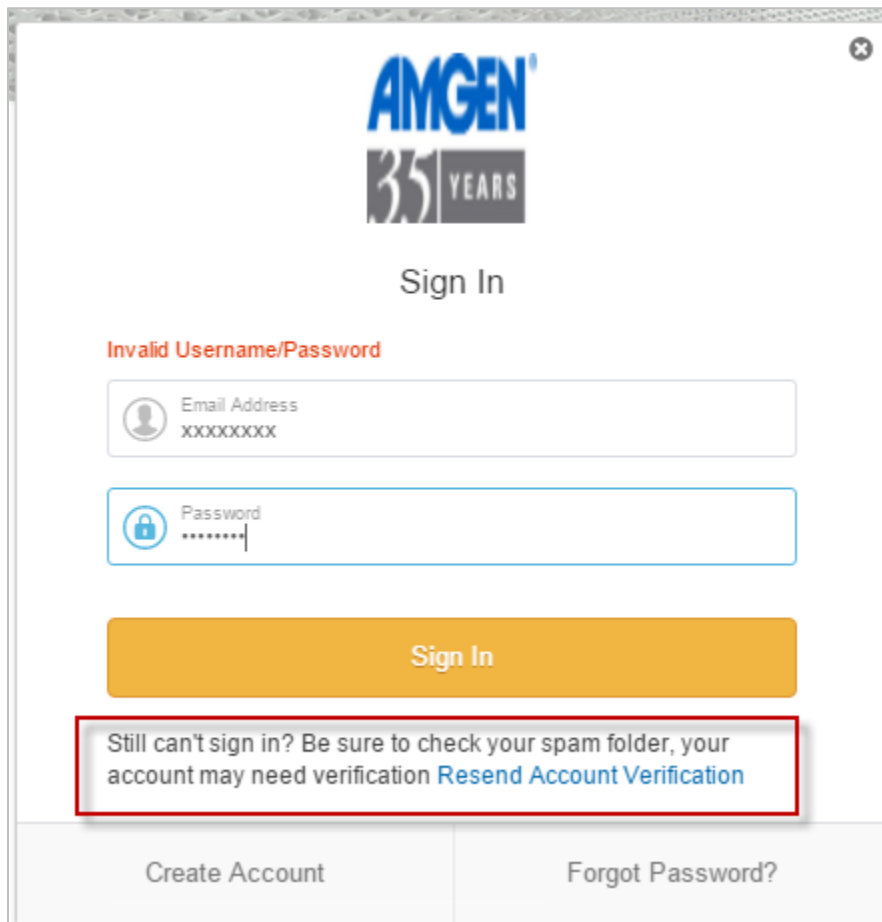
6. Once activated, you will see the message 'Account Activated' as shown below.



Why can't I verify my account?

NOTE: The account verification link is valid **for 24 hours**. After 24 hours the link expires and you will need to generate a new link.

1. Access this link to get a new account verification link - <https://amgen.wd1.myworkdayjobs.com/Careers/login/ok>
2. On the sign on page, type in your current email and password combination.
3. If that fails, click the blue text labeled "Resend Account Verification" to send a new link to your email. *Please also check your **spam/junk folder** if you do not find the email in your inbox.*



The screenshot shows the Amgen Sign In page. At the top, the Amgen logo and '35 YEARS' anniversary logo are displayed. Below the logo is the text 'Sign In'. A red error message reads 'Invalid Username/Password'. There are two input fields: 'Email Address' with the placeholder 'XXXXXXXX' and 'Password' with a masked password '*****'. A yellow 'Sign In' button is positioned below the fields. A red-bordered box highlights the text: 'Still can't sign in? Be sure to check your spam folder, your account may need verification [Resend Account Verification](#)'. At the bottom, there are two buttons: 'Create Account' and 'Forgot Password?'.