

FORGOT USER NAME/PASSWORD

Go to www.SMH.com

Click on the 'Careers' Link located on the bottom right corner of the SMH Home Page:



Find a Doctor or Provider

Select Specialty

First or Last Name

Locations

Patients & Visitors

Services

News & Events

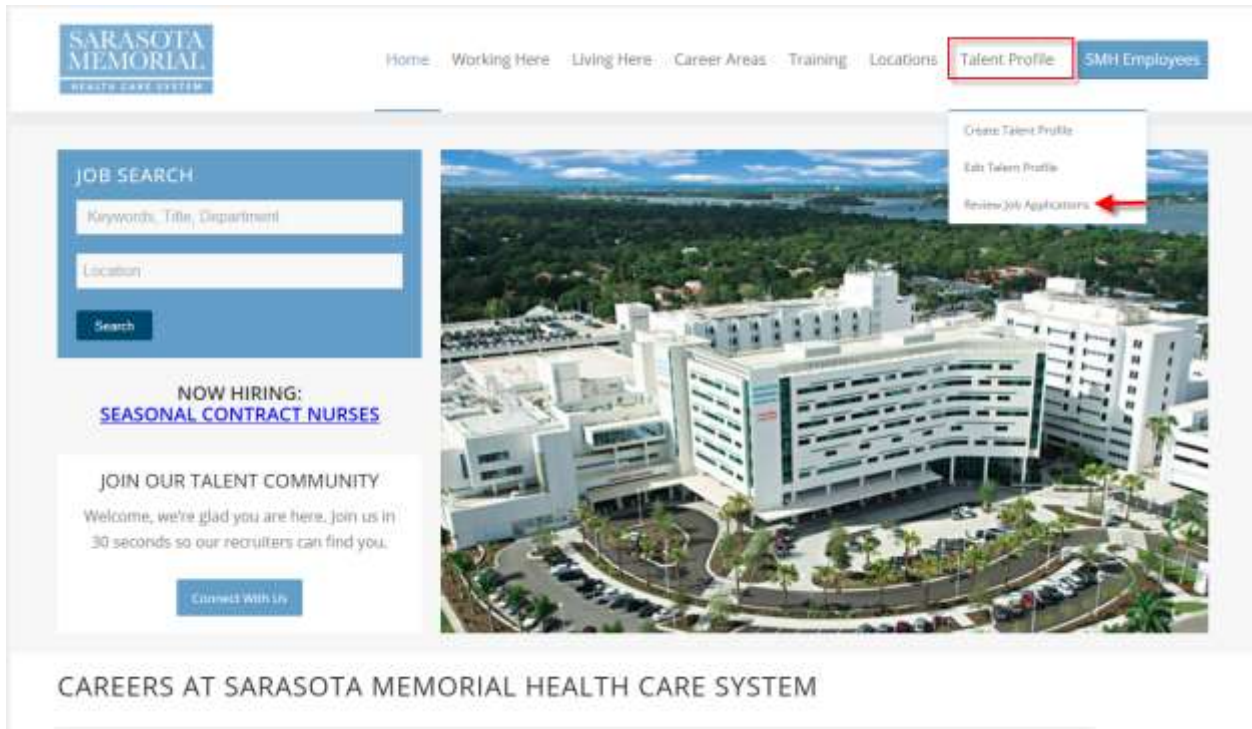


ABOUT US | FOUNDATION | GIFT SHOP

[CAREERS](#)

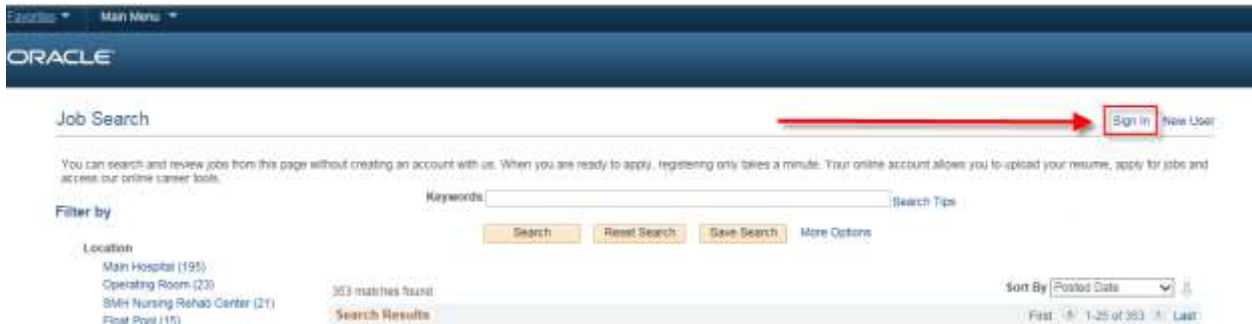
Click on the 'Talent Profile' link

Select 'Review Job Applications'



You will be presented with the Job Search Page

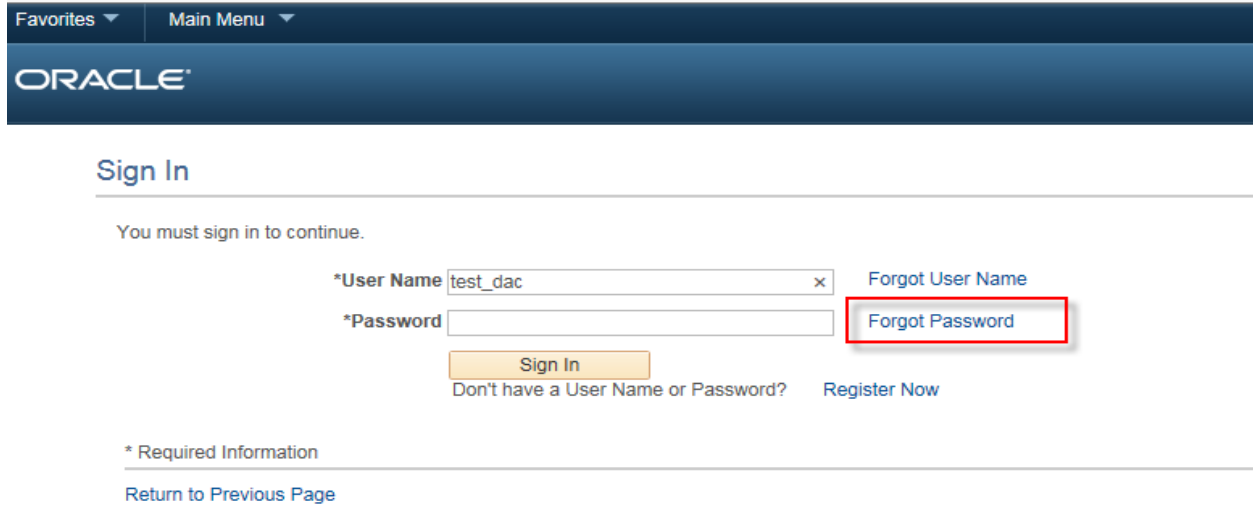
Select 'Sign In'



From the 'Sign In' Page, you will be able to access your current User Name and/or change your Password.

FORGOT PASSWORD

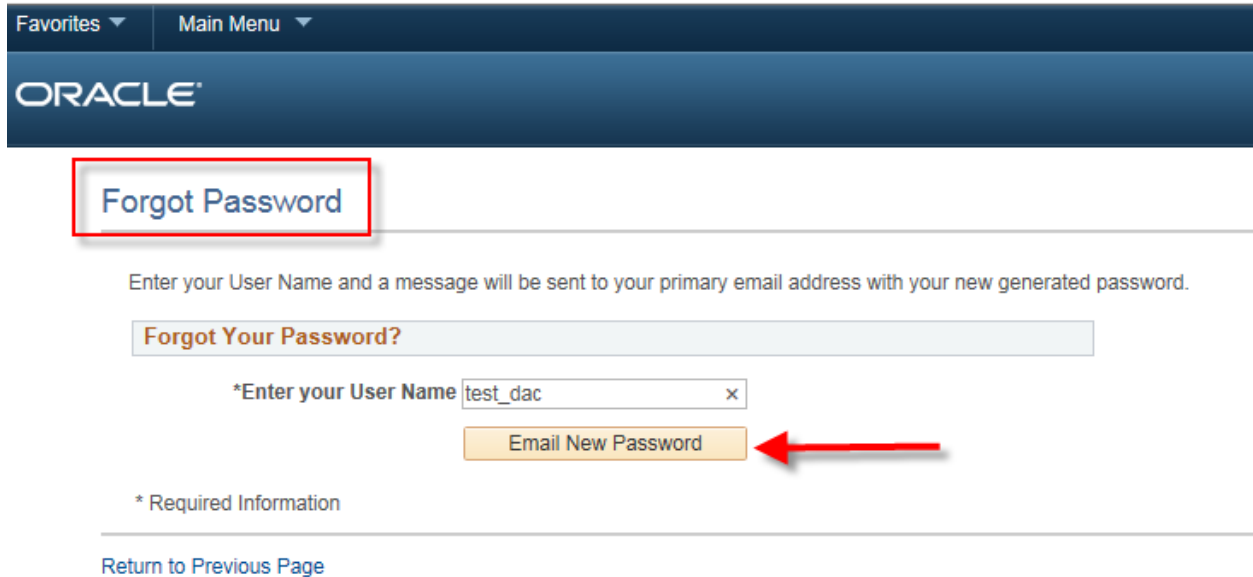
Select 'Forgot Password'



Oracle Sign In page. The page header includes 'Favorites' and 'Main Menu' dropdowns, and the 'ORACLE' logo. The main heading is 'Sign In'. Below the heading, it says 'You must sign in to continue.' There are two input fields: '*User Name' with the value 'test_dac' and '*Password'. To the right of the 'User Name' field is a link 'Forgot User Name', and to the right of the 'Password' field is a link 'Forgot Password' which is highlighted with a red box. Below the fields is a 'Sign In' button. Underneath the button are the links 'Don't have a User Name or Password?' and 'Register Now'. At the bottom, there is a note '* Required Information' and a link 'Return to Previous Page'.

From the Forgot Password Page:

Enter your User Name. Select 'Email New Password'



Oracle Forgot Password page. The page header includes 'Favorites' and 'Main Menu' dropdowns, and the 'ORACLE' logo. The main heading is 'Forgot Password' which is highlighted with a red box. Below the heading, it says 'Enter your User Name and a message will be sent to your primary email address with your new generated password.' There is a section titled 'Forgot Your Password?' with a light blue background. Below this is an input field '*Enter your User Name' with the value 'test_dac'. Below the input field is a button 'Email New Password' which is pointed to by a red arrow. At the bottom, there is a note '* Required Information' and a link 'Return to Previous Page'.

An email will be sent to the Email Address **currently** on file with a temporary system generated password.

The screenshot shows the Oracle Sign In page. At the top, there are navigation links for 'Favorites' and 'Main Menu'. Below that is the Oracle logo. The main heading is 'Sign In'. A yellow banner with a green checkmark icon contains the message: 'A new password has been sent to your email address. Please check your email for the requested information.' Below this, it says 'You must sign in to continue.' There are two input fields: '*User Name' with the value 'test_dac' and '*Password'. To the right of each field is a link: 'Forgot User Name' and 'Forgot Password'. Below the password field is a 'Sign In' button. Underneath the button are two links: 'Don't have a User Name or Password?' and 'Register Now'. At the bottom left, there is a '* Required Information' section with a link 'Return to Previous Page'.

You will receive the following Email.

The screenshot shows an email notification from Oracle. The header information is: 'From: <oracleoft@oracle.com>', 'Date: January 4, 2018 at 11:34:56 AM EST', 'To: <calmed@veriton.net>', and 'Subject: Applicant Password Notification'. The main body of the email says: 'Please use the following password to access your job application account.' Below this, the password '145650' is displayed in a red-bordered box. At the bottom, there is a note: 'You may change your password at any time by signing on to your account and changing your password under My Account Information.' followed by a confidentiality notice: 'Confidentiality Notice: the information contained in this email and any attachments may be legally privileged and confidential. If you are not an intended recipient, you are hereby notified that any dissemination, distribution, or copying of this e-mail is strictly prohibited. If you have received this e-mail in error, please notify the sender and permanently delete the e-mail and any attachments immediately. You should not retain, copy or use this e-mail or any attachments for any purpose, nor disclose all or any part of the contents to any other person.'

When you login to your account, enter your User Name and the system generated password that was provided in the email.

Upon entering the system generated password, you will be prompted to enter and confirm your new password:

Reset Password

Your current password is an auto generated password. For security reasons this password is valid for one time use only. Please enter a new password and select Update to continue.

Update Password Information

*Password *****

*Confirm New Password *****

Update

* Required Information

[Return to Previous Page](#)

Select Update to save your new Password. You will be signed into the system and returned to the Job Search Page.

Forgot User Name

Select Forgot User Name

Favorites ▾ Main Menu ▾

ORACLE

Sign In

You must sign in to continue.

*User Name [Forgot User Name](#)

*Password [Forgot Password](#)

[Don't have a User Name or Password?](#) [Register Now](#)

* Required Information

[Return to Previous Page](#)

From the Forgot User Name Page:

Enter the Primary Email Address that is currently on file.

Select 'Email User Name'

Favorites ▾ Main Menu ▾

ORACLE

Forgot User Name

The email address entered here will search primary email addresses and send the matching User Name to you.

[Forgot Your User Name?](#)

*Primary Email Address

←

* Required Information

[Return to Previous Page](#)

An email will be sent to the Email Address that was entered with your current User Name

The screenshot shows the Oracle Sign In page. At the top, there are navigation links for 'Favorites' and 'Main Menu'. The Oracle logo is prominently displayed. Below the logo, the page is titled 'Sign In'. A yellow banner with a green checkmark icon contains the message: 'A new password has been sent to your email address. Please check your email for the requested information.' Below this banner, it says 'You must sign in to continue.' The sign-in form includes two input fields: '*User Name' with the value 'jeel_dac' and '*Password'. To the right of each field is a link: 'Forgot User Name' and 'Forgot Password'. A 'Sign In' button is positioned below the fields. Below the button are two links: 'Don't have a User Name or Password?' and 'Register Now'. At the bottom left, there is a note '* Required Information' and a link 'Return to Previous Page'.

You will receive the following Email.

From: <peoplesoft@srh.com>
Date: January 23, 2016 at 1:19:46 PM EST
To: <calmesd@verizon.net>
Subject: Applicant User Name Notification

Your email address is associated with the following User Name:

User Name

You may change your password at any time by signing on to your account and changing your password under My Account Information.

Confidentiality Notice: the information contained in this email and any attachments may be legally privileged and confidential. If you are not an intended recipient, you are hereby notified that any dissemination, distribution, or copying of this e-mail is strictly prohibited. If you have received this e-mail in error, please notify the sender and permanently delete the e-mail and any attachments immediately. You should not retain, copy or use this e-mail or any attachments for any purpose, nor disclose all or any part of the contents to any other person.

Enter the User Name that was provided in the email. Enter your password and select '**Sign In**'. You will be signed into the system and returned to the Job Search Page.